



CAPACITY

The TJ5000 series are comfortable, functional tractors offering a GCW of 81,000 lbs. and gradeability of 81,000 lbs. @ 22% grade.

TJ5000 Off Road 81,000# GCW

Comfortable yet functional, this off road model is ideal for warehouse/distribution applications.

Exclusive DuraRide® air spring suspension system available

Dedicated cab platform with complete in-house cab construction

High strength frame, RBM 4,248,960 in. lbs.

Exclusive DuraPlus™ 10-year frame warranty available (with DuraRide)

Durable metal dash with Power Distribution Center (PDC), multiplexer module and weather box, enclosed vehicle electrical center (LED diagnostics)

Optional 54", 60", 66" and 72" tall cabs



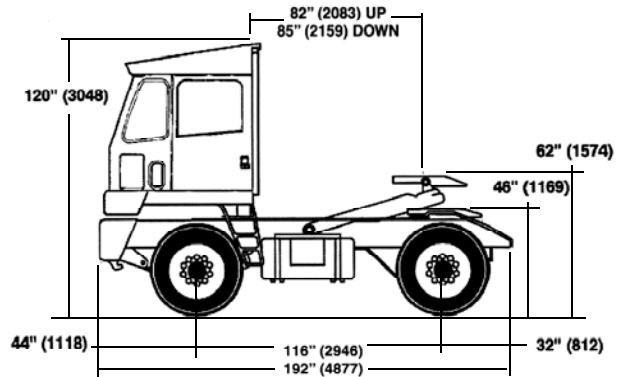
Some items shown represent optional equipment.

The Trailer Jockey People
CUSTOMER FOCUSED • QUALITY DRIVEN

TJ5000 Off Road

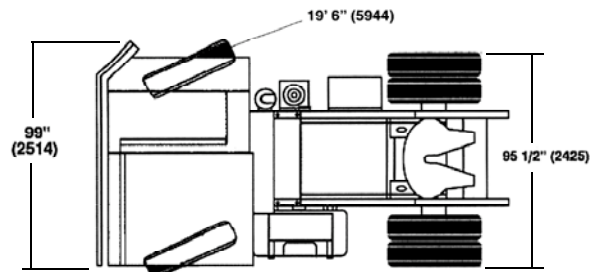
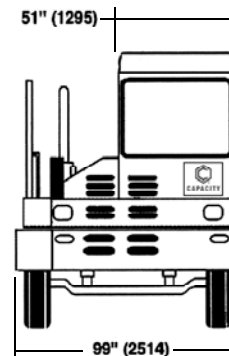
Standard Features

Engine	Cummins QSBT3 6.7L Elite 183 HP, EPA Industrial Turbo Diesel
Transmission	Allison RDS3500 Electronic Automatic
Front Axle	Eaton E1322I, 13,200 lb.
Rear Axle	Eaton S23-190, 7.83:1, 30,000 lb.
Wheelbase	116"
Steering	Hydrostatic, Power
Fifth Wheel	Holland FW35, 70,000 lb.
Lift Cylinders	5", 70,000 lb. Hydraulic
Tires	11 X 22.5 16 Ply
Exhaust	Vertical
Paint	Cab White, Frame Black, Rims White



Cab Features

- One Piece Cab Design
- VISTA IIE 60, Comfort Cab
- Electric Cab Tilt
- Seat Belt
- Electronic Back-up Alarm
- Tinted Glass
- Level Sweep-out Cab Floor
- Gauges: Air, Fuel, Hour, Volt, Temp and Oil
- Back-lit Instrument Panel with DOT Icons with Heavy-Duty Mil-Spec. Connectors Throughout Unit
- High Strength Metal Dash
- Insulated Firewall Covering (engine side)
- 45,000 BTU Heater/Defroster/Fresh Air
- Overhead Storage Compartment
- Pop Open Vent (front quarter panel)
- Electric Windshield Wipers
- Air Intake Restriction Indicator (Engine Mount)
- Engine Datalink Controlled Instruments
- Radiator Sight Glass
- Engine Dust Shield



Some items shown represent optional equipment. Due to ongoing engineering improvements, Capacity reserves the right to make changes without notification. Capacity is a subsidiary of Collins Industries, Inc.

Frame Features

- ASTM A529 12" X 3" Preformed Structural Steel
- RBM 4,248,960 in. lbs.
- 50 Degree Tapered Bumper and Deck
- 50 Gallon Rectangular Fuel Tank
- Front Tow Hooks
- (2) G31, 700CCA, Low Maintenance Batteries
- 3 Tank, FMVSS Style Split Brake System
- Rear Frame Rail Extends Beyond Crossmember
- Automatic Slack Adjusters
- All Steps, Handrails & Grating - Safety Yellow

Distributed by: